

Impact Sockets **5/8"**

HAND
MANUALES

Z-SERIES

TITANIUM
DE TITANIO

ACCESSORIES
ACCESORIOS

SCREWDRIVERS
DESTORNILLADORES

IMPACT
DE IMPACTO

SLEEVE-DRIVE

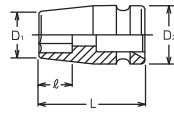
INDUSTRIAL
INDUSTRIALES

PROTECTOR
PROTECTORES

AUTOMOTIVE

RENEWAL KITS
JUEGOS DE PIEZAS REPUESTO

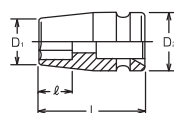
15400M 6-point Sockets Vasos Hexagonales



15400M (mm)	D ₁ (mm)	D ₂ (mm)	l (mm)	L (mm)	(g)	(pcs.)	(1)
14	24	35	10	47.5	220	5	*1
17	27.8	35	12	47.5	225	5	*1
19	30.3	35	13	47.5	225	5	*1
21	32.8	35	15	47.5	225	5	*1
22	34	35	15	47.5	225	5	*1
23	35.4	35	16	47.5	225	5	*1
24	36.5	35	16	50.5	245	5	*1
26	39	35	16	50.5	260	5	*1

*1 Pin/O-Ring=1500A/B → P239

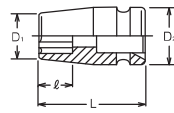
15400A 6-point Sockets Vasos Hexagonales



15400A (inch)	D ₁ (mm)	D ₂ (mm)	l (mm)	L (mm)	(g)	(pcs.)	(1)
9/16	24	35	10	47.5	220	5	*1
5/8	26.5	35	11	47.5	225	5	*1
11/16	27.8	35	12	47.5	225	5	*1
3/4	30.3	35	13	47.5	225	5	*1
13/16	32.8	35	15	47.5	225	5	*1
7/8	34	35	15	47.5	225	5	*1
15/16	36.5	35	16	50.5	245	5	*1

*1 Pin/O-Ring=1500A/B → P239

15410M Surface Drive Sockets Vasos Surface Drive (de Contacto Curvo)



15410M (mm)	D ₁ (mm)	D ₂ (mm)	l (mm)	L (mm)	(g)	(pcs.)	(1)
14	24	35	10	47.5	220	5	*1
17	27.8	35	12	47.5	225	5	*1
19	30.3	35	13	47.5	225	5	*1
21	32.8	35	15	47.5	225	5	*1
22	34	35	15	47.5	225	5	*1
23	35.4	35	16	47.5	225	5	*1
24	36.5	35	16	50.5	245	5	*1
26	39	35	16	50.5	260	5	*1

*1 Pin/O-Ring=1500A/B → P239

SURFACE DRIVE

Surface drive sockets are designed to retain contact with flat sides of nut to transmit high torque and reduce nut wear. These sockets are ideal for use on polished nuts, aluminum nuts and nuts with worn out points.

Los vasos de contacto curvo se diseñan para mantener el contacto con las caras planas de la tuerca y transmitir un alto par reduciendo el desgaste de la tuerca. Estos vasos son ideales para utilizarse en tuercas pulidas, tuercas de aluminio y tuercas con puntas gastadas

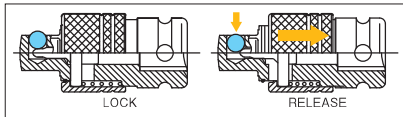
15300M (mm)	D ₁ (mm)	D ₂ (mm)	ℓ (mm)	H (mm)	L (mm)	(g)	(pcs.)	⚡
14	24	35	14	71	90	295	2	*1
17	27.8	35	17	71	90	325	2	*1
19	30.3	35	19	71	90	350	2	*1
21	32.8	35	21	71	90	380	2	*1
22	34	35	22	71	90	390	2	*1

*1 Pin/O-Ring=1500A/B → P239

15310M (mm)	D ₁ (mm)	D ₂ (mm)	ℓ (mm)	H (mm)	L (mm)	(g)	(pcs.)	⚡
14	24	35	14	71	90	295	2	*1
17	27.8	35	17	71	90	325	2	*1
19	30.3	35	19	71	90	350	2	*1
21	32.8	35	21	71	90	380	2	*1
22	34	35	22	71	90	390	2	*1

*1 Pin/O-Ring=1500A/B → P239

Lock & Quick Release



	L (mm)	(g)	(pce.)	⚡
15555AL	70	310	1	*1

*1 Pin/O-Ring=1500A/B → P239

	L (mm)	(g)	(pce.)	⚡
15770	88	420	1	*1

*1 Pin/O-Ring=1500A/B → P239

	(sq.)	(sq.)	L (mm)	(g)	(pce.)	⚡
15544A	5/8"	1/2"	46	165	1	*1
15544A-P	5/8"	1/2"	46	165	1	*1

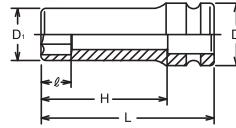
*1 Pin/O-Ring=1500A/B → P239

⚠ Adapting down from bigger square drive to smaller square drive may lead to excessive torque load and possibly cause breakage. Always stay within safe torque of the smaller square drive.

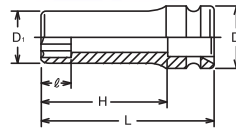
	(sq.)	(sq.)	L (mm)	(g)	(pce.)	⚡
15566A	5/8"	3/4"	48	200	1	*1

*1 Pin/O-Ring=1500A/B → P239

15300M 6-point Deep Sockets Vasos Hexagonales Largos



15310M Surface Drive Sockets, Deep Vasos Surface Drive (de Contacto Curvo) Largos



15555AL Adaptor (Quick Release) Adaptador (Extracción Rápida)



15770 Universal Joint Articulación Universal



15544A Adaptor Adaptador ⚠



15566A Adaptor Adaptador



HAND MANUALES
Z-SERIES
TITANIUM DE TITANIO
ACCESSORIES ACCESORIOS
SCREWDRIVERS DESTORNILLADORES
IMPACT DE IMPACTO
SLEEVE-DRIVE
INDUSTRIAL INDUSTRIALES
PROTECTOR PROTECTORES
AUTOMOTIVE
CONSTRUCTION CONSTRUCCION
RENEWAL KITS JUEGOS DE PIEZAS REEMPLAZO