

HAND
MANUALES

Z-SERIES

TITANIUM
DE TITANIO

ACCESSORIES
ACCESORIOS

SCREWDRIVERS
DESTORNILLADORES

IMPACT
DE IMPACTO

SLEEVE-DRIVE

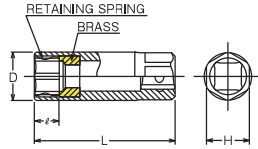
INDUSTRIAL
INDUSTRIALES





PROTECTOR
PROTECTORES





AUTOMOTIVE

RENEWAL KITS
JUEGOS DE PIEZAS REPUESTO
CONSTRUCCIÓN

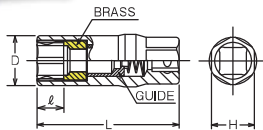
3300C • 4300C  Spark Plug Sockets with Spring Clips
Llaves de Bujía con Presillas



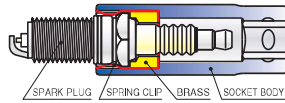
3300C (mm)		D (mm)	ℓ (mm)	L (mm)	H (mm)	 (g)	 (pcs.)
13		17.5	11	70	17	66	10
14		19	11	70	17	82	10
16		20.5	13	70	17	91	10
18		23.9	12	70	21	140	10
20.8		26.9	13.5	70	22	132	10

4300C (mm)		D (mm)	ℓ (mm)	L (mm)	H (mm)	 (g)	 (pcs.)
16		21	13	70	21	101	10
18		23.9	12	70	21	132	10
20.8		26.9	13.5	70	22	130	10

3300CB  Spark Plug Socket (BMW)
Llave de Bujía (BMW)

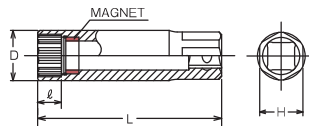






3300CB (mm)		D (mm)	ℓ (mm)	L (mm)	H (mm)	 (g)	 (pcs.)
16		22.8	13	65	19	118	10



SPARK PLUG SOCKETS with SPRING CLIP
An internal brass guide holds the clips in place, which ensures perfect alignment of the spark plug into the threaded plug hole of the cylinder head, thus preventing thread damage. The brass guide also eliminates stress loading and possible damage to the ceramic insulator of the spark plug.

3305P  Spark Plug Socket with Magnet, 12-point Opening
Llaves de bujía con imán, Boca Bihex

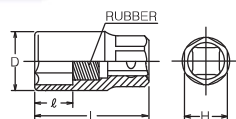






3305P (mm)		D (mm)	ℓ (mm)	L (mm)	H (mm)	 (g)	 (pcs.)
14		19	8	70	17	87	10
16		20.5	8	70	17	100	10





Spark Plug Socket with Magnet, 12-pt. opening: 3305P-14



3300S • 4300S  Spark Plug Sockets with Rubber
Llaves de bujía con Goma



3300S (mm)		D (mm)	ℓ (mm)	L (mm)	H (mm)	 (g)	 (pcs.)
16		20.9	19	70	17	100	10
18		23.9	21	70	21	145	10
20.8		26.9	27	70	22	140	10

4300S (mm)		D (mm)	ℓ (mm)	L (mm)	H (mm)	 (g)	 (pcs.)
16		21	19	70	21	100	10
18		23.9	21	70	21	130	10
20.8		26.9	27	70	22	135	10

HAND
MANUALES

Z-SERIES

TITANIUM
DE TITANIO

ACCESSORIES
ACCESORIOS

SCREWDRIVERS
DESTORNILLADORES

IMPACT
DE IMPACTO

SLEEVE-DRIVE

INDUSTRIAL
INDUSTRIALES

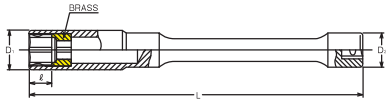
PROTECTOR
PROTECTORES





AUTOMOTIVE

CONSTRUCTION
CONSTRUCCION





RENEWAL KITS
JUEGOS DE HERRAS REPUESTO

3300C-180 · -250  Spark Plug Sockets with Spring Clips
Llaves de Bujía con Presillas

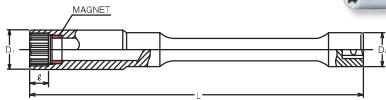


3300C.180 (mm)		D ₁ (mm)	D ₂ (mm)	ℓ (mm)	L (mm)	 (g)	 (pcs.)
14		19	18	11	180	205	5
16		20.5	18	13	180	220	5
20.8		26.9	18	13.5	180	260	5



3300C.250 (mm)		D ₁ (mm)	D ₂ (mm)	ℓ (mm)	L (mm)	 (g)	 (pcs.)
14		19	18	11	250	271	5
16		20.5	18	13	250	290	5
20.8		26.9	18	13.5	250	340	5





3305P-250  Spark Plug Socket with Magnet, 12-point Opening
Llave de bujía con Imán, Boca Bihex







3305P.250 (mm)		D ₁ (mm)	D ₂ (mm)	ℓ (mm)	L (mm)	 (g)	 (pcs.)
14		19	18	8	250	250	5

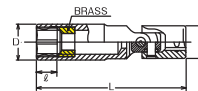
3340C · 4340C

 Universal Spark Plug Sockets with Spring Clips
Llaves de bujía con Presillas con Articulación Universal

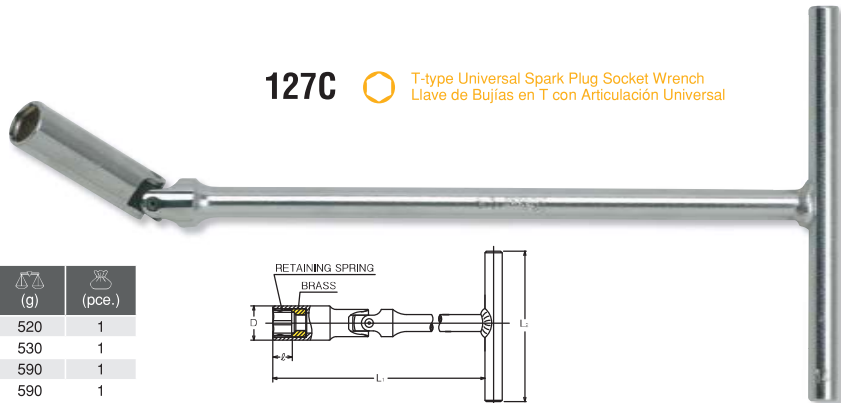
3340C (mm)		D ₁ (mm)	D ₂ (mm)	ℓ (mm)	L (mm)	 (g)	 (pcs.)
14		19	19	11	88	109	10
16		21	19	13	88	122	10
18		23.9	19	12	88	145	10
20.8		26.8	19	13.5	88	174	10





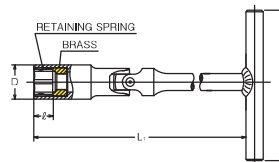
4340C (mm)		D ₁ (mm)	D ₂ (mm)	ℓ (mm)	L (mm)	 (g)	 (pcs.)
16		21	25	13	100	220	10
20.8		26.8	25	13.5	100	250	10



127C  T-type Universal Spark Plug Socket Wrench
Llave de Bujías en T con Articulación Universal



127C.315 (mm)	D (mm)	ℓ (mm)	L ₁ (mm)	L ₂ (mm)	 (g)	 (pcs.)
14	19	11	315	150	520	1
16	21	13	315	150	530	1
18	23.9	12	315	150	590	1
20.8	26.8	13.5	315	150	590	1



HAND
MANUALES

Z-SERIES

TITANIUM
DE TITANIO

ACCESSORIES
ACCESORIOS

SCREWDRIVERS
DESTORNILLADORES

IMPACT
DE IMPACTO

SLEEVE-DRIVE

INDUSTRIAL
INDUSTRIALES

PROTECTOR
PROTECTORES

AUTOMOTIVE

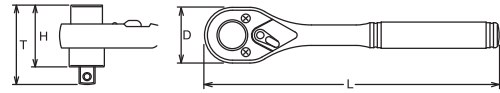
RENEWAL KITS
JUEGOS DE PIEZAS REPUESTO
CONSTRUCCION
CONSTRUCCION

3751N Torque Ratchet for Spark Plugs
Llave de Bujías Dinamométrica



TORQUE RATCHET

The torque is set at 25Nm. When the torque is loaded higher than 25Nm, the gear slips and no increased torque is transmitted. Cylinder heads and spark plugs are protected by this mechanism.



3751J Torque Ratchet for Spark Plugs
Llave de Bujías Dinamométrica



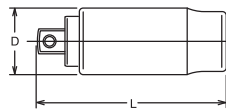
		D (mm)	T (mm)	H (mm)	L (mm)	(g)	(pce.)
3751N-25	3/8"	34	57	43	178	320	1
3751J-25		34	57	43	178	320	1

3225A Set for Torque Controlled Installation of Spark Plugs
Juego de Llaves de Bujías Dinamométricas



3225A		4 Pieces Set/Δ=960g	
METAL CASE:W215xH80xT47mm			
Sockets		Accessories	
	3300C Spark Plug Sockets 16, 20.8		3751J-25
			3763-125

3701-20Nm · -30Nm Torque Adaptors 20Nm / 30Nm
Adaptadores de Par 20Nm / 30Nm



3701		D (mm)	L (mm)	(g)	(pce.)
20Nm	3/8"	25.5	75	178	1
30Nm		28	75	220	1



2350G-PSG (mm)		D ₁ (mm)	D ₂ (mm)	ℓ (mm)	L (mm)		
12	1/4"	23.9	19	12	88	145	10

2350G-12PSG


Sockets for PSG-Glow Plugs
Vasos para PSG-Bujías de pre-calentamiento



3341G.70 (mm)		D ₁ (mm)	D ₂ (mm)	ℓ (mm)	L (mm)		
10	3/8"	14.5	19	6	70	76	10
11		15.8	19	6	70	80	10
12		17	19	6	70	85	10

3341G-70 · -89

Universal Glow Plug Sockets with NUT GRIP®
Llaves de Calentador con Articulación Universal con Sujeta-Tuercas (Nut Grip®)



3341G.89 (mm)		D ₁ (mm)	D ₂ (mm)	ℓ (mm)	L (mm)		
8	3/8"	12	19	7.5	89	82	10
9		13.3	19	7.5	89	87	10
10		14.5	19	6	89	92	10
12(DP52)		17	19	6	89	101	10

GLOW PLUG SOCKETS, NUT GRIP®

Twin balls at the 6-point opening hold bolt/nut tightly for safe and reliable work.


El perno/tuerca se sujeta firmemente por medio de dos bolas en la boca hexagonal para un trabajo seguro y fiable



3342G.150 (mm)		D ₁ (mm)	D ₂ (mm)	ℓ (mm)	L (mm)		
8	3/8"	12	18	7.5	150	137	10

3342G-150


Deep length universal Glow Plug Socket
Llave de Calentador Larga con Articulación Universal



144KM (mm)	L (mm)	D (mm)	C (mm)		
8	200	22.7	7.5	95	1
12	200	22.7	7.5	102	1

144KM

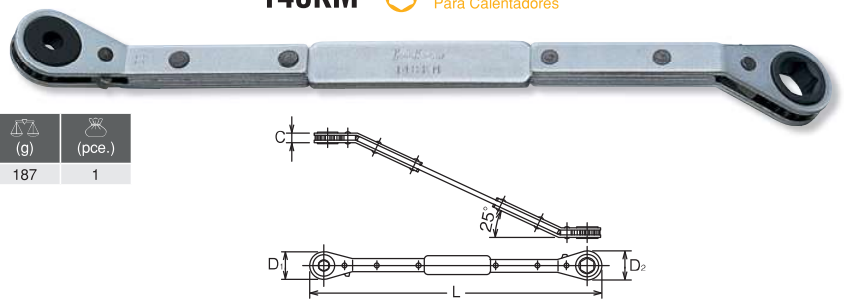
For Glow Plugs
Para Calentadores



148KM (mm)	L (mm)	D ₁ (mm)	D ₂ (mm)	C (mm)		
8Sx12	245	23.6	24.6	9	187	1

148KM

For Glow Plugs
Para Calentadores



HAND MANUALES
Z-SERIES
TITANIUM DE TITANIO
ACCESSORIES ACCESORIOS
SCREWDRIVERS DESTORNILLADORES
IMPACT DE IMPACTO
SLEEVE-DRIVE
INDUSTRIAL INDUSTRIALES
PROTECTOR PROTECTORES
AUTOMOTIVE
CONSTRUCTION CONSTRUCCION
RENEWAL KITS JUEGOS DE PIEZAS REPUESTO

HAND
MANUALES

Z-SERIES

TITANIUM
DE TITANIO

ACCESSORIES
ACCESORIOS

SCREWDRIVERS
DESTORNILLADORES

IMPACT
DE IMPACTO

SLEEVE-DRIVE

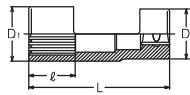
INDUSTRIAL
INDUSTRIALES


PROTECTOR
PROTECTORES

AUTOMOTIVE

RENEWAL KITS
JUEGOS DE PIEZAS REPUESTO

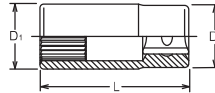
SP4305M-77  Socket for Diesel Engine Injectors
Vaso para Inyectores de Motor Diesel




SP4305M.77 (mm)		D ₁ (mm)	D ₂ (mm)	ℓ (mm)	L (mm)		
27	1/2"	36.5	33	28	77	212	10

SP4305M.77-27
For fuel injection pump of BMW diesel cars.

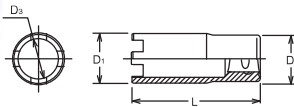
4133  Socket for Diesel Engine Injectors
Vaso para Inyectores de Motor Diesel






		D ₁ (mm)	D ₂ (mm)	L (mm)		
4133	1/2"	23.9	23	55	86	10

4133
For fuel injection pump of M.B diesel cars.

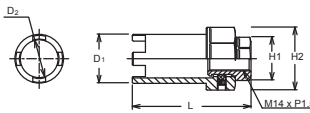
4122-72 Diesel Injection Holder Nut Socket
Vaso Porta Tuerca de Inyección Diesel





4122.72 (mm)		D ₁ (mm)	D ₂ (mm)	D ₃ (mm)	L (mm)		
22	1/2"	28.5	27	22	72	150	10

4122.72-22
For M.B Trucks, Holder nut of injection post.

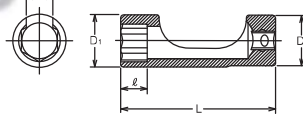
SP4122-69 Diesel Injection Holder Nut Socket
Vaso Porta Tuerca de Inyección Diesel






SP4122.69 (mm)		D ₁ (mm)	D ₂ (mm)	H ₁ (mm)	H ₂ (mm)	L (mm)		
22	1/2"	28.4	22	22	32	69	185	5

SP4122.69
For M.B Trucks, Holder nut of injection post.

3300FN  Flare Nut Sockets
Llaves de vaso para entubar



3300FN (mm)		D ₁ (mm)	D ₂ (mm)	ℓ (mm)	L (mm)	S (mm)		
8	3/8"	14.5	17.3	6	53	6.4	38	10
9		16	17.3	7	53	6.8	41	10
10		16.8	17.2	7.5	53	7.2	42	10
11		18	17	8.5	53	8.3	42	10
12		20	18	9	53	8.8	50	10
13		21.1	20	9.5	62	9.4	66	10
14		22	20	10.5	62	10.5	66	10
15		23	22	11	70	11.5	82	10
16		24	23	11.5	70	12	90	10
17		25	24	12.5	80	13	110	10
18		27	25	13	80	13.5	120	10
19		28	26	14	80	14.5	130	10
22	32	29.5	16	80	16	180	10	
24	34.5	31.5	17	80	17	200	10	

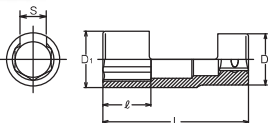
RS3300FN/6	6 Pieces Set/Rail 150mm						
	8, 10, 12, 14, 17, 19						450




RS3300FN/6  Socket Set on Rail
Juego de Vasos en Regleta

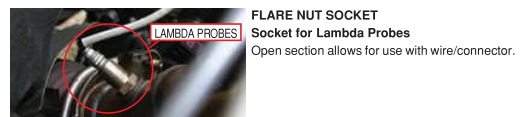


SP4300M-85  Special socket for Lambda Probes
Vaso Especial para Sensores Lambda

SP4300M-110 



		D ₁ (mm)	D ₂ (mm)	ℓ (mm)	L (mm)	S (mm)		
SP4300M.85-22	1/2"	33	30	29	85	8	228	10
SP4300M.110-22		33	30	34	110	8	279	10



FLARE NUT SOCKET
Socket for Lambda Probes
Open section allows for use with wire/connector.

4300H (mm)		D ₁ (mm)	D ₂ (mm)	ℓ (mm)	H ₁ (mm)	L (mm)	H ₂ (mm)	(g)	(pcs.)
24		32.5	27	17	40	57	24	157	10
26		35	27	19	40	57	24	170	10
27		36.1	27	19.5	40	57	24	175	10

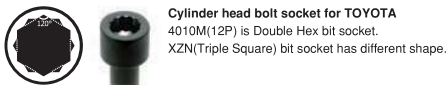
4300H series
Removes and installs oil pressure switches

4300H (mm)		D ₁ (mm)	D ₂ (mm)	ℓ (mm)	H (mm)	L (mm)	(g)	(pcs.)
27(8P)		34	27	18.5	37	57	152	10

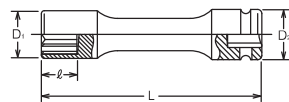
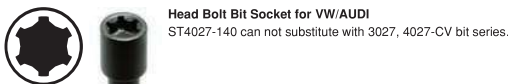
4300H(8P) series
Socket for Switches, Mercedes Benz and MAN

4010M.100 (mm)		D (mm)	H (mm)	L (mm)	(g)	(pcs.)
8(12P)		23	63.5	100	132	10
10(12P)		23	63.5	100	135	10

4010M.120 (mm)		D (mm)	H (mm)	L (mm)	(g)	(pcs.)
8(12P)		23	83.5	120	151	10
10(12P)		23	83.5	120	155	10




ST4027.140		D (mm)	H (mm)	L (mm)	(g)	(pcs.)
ST4027.140		23	103.5	140	155	10



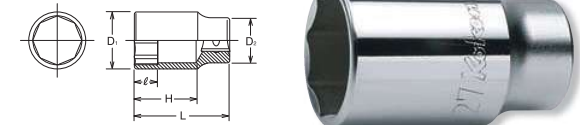
13145M.150 (12P) (mm)		D ₁ (mm)	D ₂ (mm)	ℓ (mm)	L (mm)	(g)	(pcs.)	
10		15.8	19	10	150	120	1	*1
12		18.3	19	12	150	128	1	*1

*1 C-Ring=1301C, Pin/O-Ring=1301A+B → P238-239

4300H Oil Pressure Switch Sockets
Vasos para Presostatos de Aceite

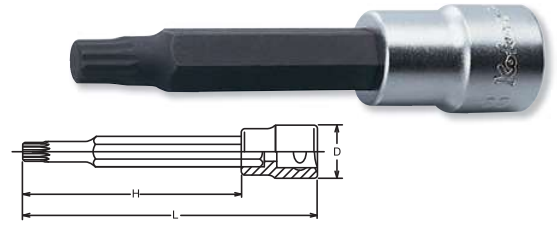


4300H (8P) 8-point Socket
Vaso Octagonales

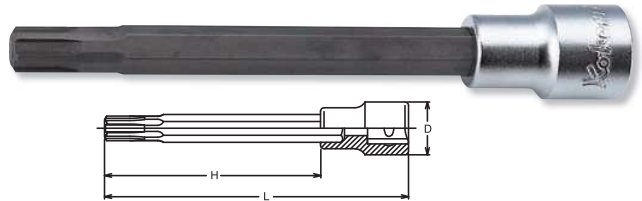


4010M-100 · -120 (12P)

Bit Sockets for Double Inhex Screws (12-point)
Vasos con Punta para Tornillos Doble Inhex (Bihex)



ST4027-140 Head Bolt Bit Socket for VW/AUDI
Vasos con Punta para Perno de Culata VW/AUDI



13145M-150 · -200 (12P) Extra Long Sockets
Vasos Extra-Largos



13145M.200 (12P) (mm)		D ₁ (mm)	D ₂ (mm)	ℓ (mm)	L (mm)	(g)	(pcs.)	
10		15.8	19	10	200	151	1	*1
12		18.3	19	12	200	159	1	*1

*1 C-Ring=1301C, Pin/O-Ring=1301A+B → P238-239

16305M (mm)		D ₁ (mm)	D ₂ (mm)	ℓ (mm)	H (mm)	L (mm)	(g)	(pcs.)	
14		26.3	44	14	74	100	500	2	*1
17		30	44	17	74	100	544	2	*1
19		32.5	44	19	74	100	655	2	*1
22		36.3	44	22	74	100	700	2	*1

*1 C-Ring=1600C, Pin/O-Ring=1601A+B → P238-239

16305M 12-point Sockets, Deep
Vasos Bihexagonales Largos



HAND MANUALES
Z-SERIES
TITANIUM DE TITANIO
ACCESSORIES ACCESORIOS
SCREWDRIVERS DESTORNILLADORES
IMPACT DE IMPACTO
SLEEVE-DRIVE INDUSTRIAL INDUSTRIALES
PROTECTOR PROTECTORES
AUTOMOTIVE
CONSTRUCTION CONSTRUCCION
RENEWAL KITS JUEGOS DE PIEZAS REPUESTO

HAND
MANUALES

Z-SERIES

TITANIUM
DE TITANIO

ACCESSORIES
ACCESORIOS

SCREWDRIVERS
DESTORNILLADORES

IMPACT
DE IMPACTO

SLEEVE-DRIVE

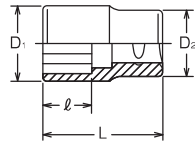
INDUSTRIAL
INDUSTRIALES




PROTECTOR
PROTECTORES

AUTOMOTIVE

RENEWAL KITS
JUEGOS DE PIEZAS REPUESTO
CONSTRUCCIÓN
CONSTRUCCIÓN

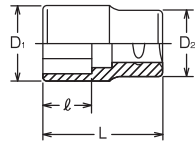
4109M  Double Square Sockets
Vasos Octagonales



4109M (mm)		D ₁ (mm)	D ₂ (mm)	ℓ (mm)	L (mm)	 (g)	 (pcs.)
14	1/2"	26.8	26	11	38	110	10
17		30	28	12.5	40	140	10
19		31.5	29	14	40	150	10
21.5		35	32	16	40	170	10
23		37	34	16.5	43	180	10

4109M series
For Lubrication service

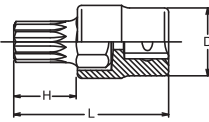
4111M  6-point Socket
Vaso Hexagonales



4111M (mm)		D ₁ (mm)	D ₂ (mm)	ℓ (mm)	L (mm)	 (g)	 (pcs.)
24	1/2"	32	30	17	40	133	10

4111M
For Lubrication service

4020-60 (MH)  Bit Socket for XZN-Screws with hole
Vaso con Punta para Tornillos XZN con agujero

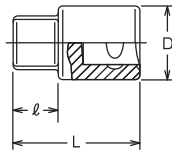





4020.60 (XZN)		D (mm)	H (mm)	L (mm)	 (g)	 (pcs.)
MH16	1/2"	24	20	60	135	10






4020-60-MH16
Specially designed for oil drain plug on gearbox of AUDI, VW, PORSCHE.

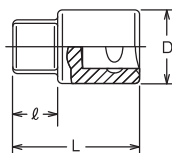
3110M • 3110A  4-point Male Sockets
Vasos con Macho Cuadrado







3110M (mm)		D (mm)	ℓ (mm)	L (mm)	 (g)	 (pcs.)
6	3/8"	18	10	28	30	10
8		18	10	28	30	10
10		18	10	28	33	10
12		18	10	28	37	10

3110A (inch)		D (mm)	ℓ (mm)	L (mm)	 (g)	 (pcs.)
5/16	3/8"	18	10	28	30	10
3/8		18	10	28	33	10
1/2		18	10	28	37	10

4110M • 4110A  4-point Male Sockets
Vasos Macho Cuadrado



4110M (mm)		D (mm)	ℓ (mm)	L (mm)	 (g)	 (pcs.)
8	1/2"	24	10	32	57	10
10		24	10	32	62	10
10.5		24	10	32	64	10
12		24	10	32	64	10
13		24	10	32	66	10
13.5		24	10	32	67	10
19		25	15	37	101	10
20		26	15	37	114	10

4110A (inch)		D (mm)	ℓ (mm)	L (mm)	 (g)	 (pcs.)
3/8	1/2"	24	10	32	62	10
1/2		24	10	32	64	10

HAND
MANUALES

Z-SERIES

TITANIUM
DE TITANIO

ACCESSORIES
ACCESORIOS

SCREWDRIVERS
DESTORNILLADORES

IMPACT
DE IMPACTO

SLEEVE-DRIVE

INDUSTRIAL
INDUSTRIALES

PROTECTOR
PROTECTORES



AUTOMOTIVE

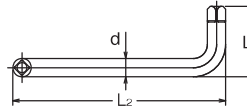
CONSTRUCTION
CONSTRUCCION

RENEWAL KITS
JUEGOS DE PIEZAS REPUESTO


158  For Lubrication Service
Para Lubricación

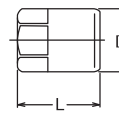


158 (mm)	L ₁ (mm)	L ₂ (mm)	d (mm)	 (g)	 (pcs.)
8S×10S	63	230	13	319	1







3012M-25  Inhex Sockets
Vasos con Punta Hexagonal

3012M.25 (mm)		D (mm)	L (mm)	 (g)	 (pcs.)
14	3/8"	19	25	30	10
17		19	25	30	10





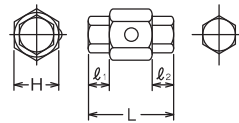
4202 Drain Plug Keys Set
Juego de Llaves de Tapón de Vaciado


4202	7 Pieces Set/  =426g	
METAL CASE:W190×H59×T45mm		
Sockets		
 	106 Drain Plug Keys 8S×10S, 8H×3/8H, 10H×11H, 12H×13H, 14H×17H, 19H	
	4102 Drain Plug Key Adaptor	




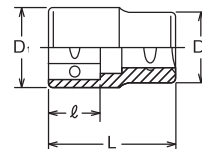
106   4-point / 6-point Male bits
Puntas Macho Cuadrado / Hexagonal

106 (mm)	H (mm)	ℓ ₁ (mm)	ℓ ₂ (mm)	L (mm)	 (g)	 (pcs.)
8S×10S	17	8	8	32	40	10
8H×3/8H	17	8	8	32	38	10
10H×11H	17	8	8	32	42	10
12H×13H	17	8	8	32	47	10
14H×17H	17	8	8	32	55	10
19H	17	-	8	24	49	10






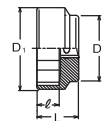
4102  Adaptor for 106 Drain Plug Key
Adaptador para llave de tapón de Vaciado 106

4102 (mm)		D ₁ (mm)	D ₂ (mm)	ℓ (mm)	L (mm)	 (g)	 (pcs.)
17	1/2"	25	24	16	40	82	10



3400M-24  6-point Sockets
Vasos Hexagonales

3400M.24 (mm)		D ₁ (mm)	D ₂ (mm)	ℓ (mm)	L (mm)	 (g)	 (pcs.)
27	3/8"	36.5	21.5	13.5	24	76	10
30		40	25	13.5	24	91	10
32		42.8	28	13.5	24	108	10
36		47.2	32	13.5	24	135	10



HAND
MANUALES

Z-SERIES

TITANIUM
DE TITANIO

ACCESSORIES
ACCESORIOS

SCREWDRIVERS
DESTORNILLADORES

IMPACT
DE IMPACTO

SLEEVE-DRIVE

INDUSTRIAL
INDUSTRIALES


PROTECTOR
PROTECTORES

AUTOMOTIVE

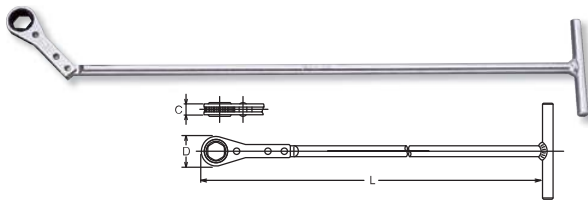
RENEWAL KITS
JUEGOS DE PIEZAS REPUESTO

1206  Push and Pull-Ratchet Set
Juego de Llave de Carraca de Empuje y Tracción



1206	3 Pieces Set/1.1kg=320g
CARDBOARD BOX	
Sockets	Accessory
 150.14H Sockets 12, 14	154K-14

154K  Push and Pull-Ratchets
Llaves de Carraca de Empuje y Tracción



154K (mm)	L (mm)	D (mm)	C (mm)	(g)	(pcs.)
14	480	24.6	9	280	1

150-14H  Socket, For 154K
Vasos

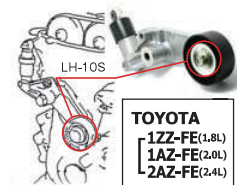


150.14H (mm)	D (mm)	l (mm)	L (mm)	(g)	(pcs.)
10	16	5	17	16	10
12	17.3	5	18	14	10
14	19.2	7	21	17	10


145LH3/8F  Belt Tension Pulley Wrench 



145LH3/8F (LH-S)	(mm)	L (mm)	D (mm)	C (mm)	(g)	(pcs.)
10S						




Belt Tension Pulley Wrench
For LH-10S bolt on TOYOTA engines 1ZZ (1.8L), 1AZ (2.0L) and 2AZ (2.4L), belt tension pulley.

 This item has less strength due to the special design.

4282 Generator Service Set



4282	4 Pieces Set/1.1kg=449g
PLASTIC BAG	
Sockets	
 4020.100-M10 4020.140-M10	
 4025.100R-T50	
 185	



Generator Service Set
For removing and installing belt pulley at the generator.

HAND
MANUALES

Z-SERIES

TITANIUM
DE TITANIO

ACCESSORIES
ACCESORIOS

SCREWDRIVERS
DESTORNILLADORES

IMPACT
DE IMPACTO

SLEEVE-DRIVE

INDUSTRIAL
INDUSTRIALES

PROTECTOR
PROTECTORES

AUTOMOTIVE

CONSTRUCTION
CONSTRUCCION

RENEWAL KITS
JUEGOS DE PIEZAS REPUESTO

1210 · 1210E Door Hinge Wrench Set
Juego de Llave de Bisagra de Puerta



1210		8 Pieces Set/Δ=450g
PLASTIC BAG		
Sockets	Accessory	
179B.12H Sockets 10, 12	145KD-12	
179B.12H XZN Bits M6, M8, M10, M12		
179B.12H TORX® Bit T45		

1210E		11 Pieces Set/Δ=460g
PLASTIC BAG		
Sockets	Accessory	
179B.12H Sockets 10, 12, 13	145KD-12	
179B.12H XZN Bits M8, M10, M12		
179B.12H TORX® Bits T40, T45, T50		
179B.12H Hex Bit 8		

3247		4 Pieces Set/Δ=385g
PLASTIC BAG		
Sockets		
3025.160 Tamper-resistant TORX® Bit Sockets T27H, T30H, T40H, T50H		



For Air Bag
For air-bag unit in hard to reach places in or around the steering wheel.

⚠ Tamper Resistant TORX® Bit Sockets have less strength.

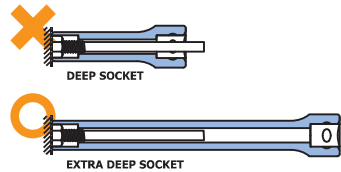
3247 ⚠ Bit Socket Set
Juego de Vasos con Punta ⚠



3300M/4-L120		4 Pieces Set/Δ=477g
PLASTIC BAG		
Sockets		
3300M(L120) 6-pt. Extra Deep Sockets 8, 10, 12, 14		



Extra Deep Socket
Extra deep socket can be used to fasten or loosen longer bolts such as Bumper bolt and Door hinge etc.

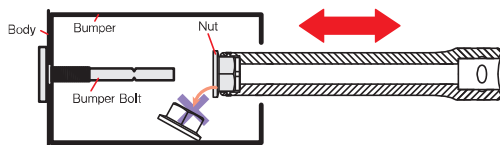


3300M/4-L120 ⚠ Socket Set
Juego de Vasos



3350M/2-L120		2 Pieces Set/Δ=230g
PLASTIC BAG		
Sockets		
3350M(L120) Nut Grip Extra Deep Sockets 10, 12		

Nut Grip Extra Deep Socket



3350M/2-L120 ⚠ Socket Set
Juego de Vasos



HAND
MANUALES

Z-SERIES

TITANIUM
DE TITANIO

ACCESSORIES
ACCESORIOS

SCREWDRIVERS
DESTORNILLADORES

IMPACT
DE IMPACTO

SLEEVE-DRIVE


INDUSTRIAL
INDUSTRIALES

PROTECTOR
PROTECTORES

AUTOMOTIVE

CONSTRUCTION
CONSTRUCCIÓN

1212   Screwdriver Set
Destornilladores, juego de 4 piezas




1212 4 Pieces Set/⊠=380g

PLASTIC BAG

Screwdrivers

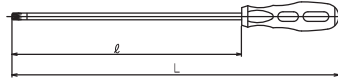
 **168T(250)**
20PR

 **168T(250)**
T20, T25, T30



Long shank Screw Screwdriver

168T (250)   Screwdrivers
Destornilladores

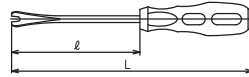


168T(250) (PR)	ℓ (mm)	L (mm)	(g)	(pcs.)
20PR	250	350	85	1

168T(250) (T)	ℓ (mm)	L (mm)	(g)	(pcs.)
T20	250	350	85	1
T25	250	350	85	1
T30	250	360	120	1

169/2 Door Trim Pad Tool, 2 pieces Set
Herramienta de Forro de Puerta, juego de 2 piezas

169 Door Trim Pad Tool
Herramienta de Forro de Puerta



169/2 2 Pieces Set/⊠=200g

PLASTIC BAG

Clip Handles

169
6, 10

169	ℓ (mm)	L (mm)	(g)	(pcs.)
6	115	215	80	2
10	120	230	110	2

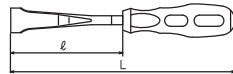


Trim Pad

Trim Clip

Clip Handle

169WM Window Molding Remover
Extractor de Burtletes de Ventana

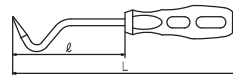


169WM	ℓ (mm)	L (mm)	(g)	(pcs.)
169WM	100	210	90	2



Window Molding Remover

169HR Hose Remover
Extractor de Mangueras

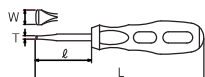


169HR	ℓ (mm)	L (mm)	(g)	(pcs.)
A	100	200	75	2



Hose Remover

169BP For Battery Screws



169BP	TxW (mm)	ℓ (mm)	L (mm)	(g)	(pcs.)
1.8x13	1.8x13	50	150	60	2



For Battery screw



Quick Fastener

4425 (E)		D ₁ (mm)	D ₂ (mm)	ℓ (mm)	L (mm)			
E10N		13.2	21	8.2	36	47	10	
E12N		14.6	21	9.3	37	48	10	
E14N		16.5	21	10.6	37	50	10	
E16N		19	22	11.8	37	60	10	
E18N		20.3	22	13	37	60	10	
E20N		22.8	22	14.4	37	65	10	

RS4425/6-N	6 Pieces Set/Rail 200mm	
E10N, E12N, E14N, E16N, E18N, E20N		370



Engine type : QR/MR
Flywheel bolt for NISSAN : E20N

13145A.150 (inch)		D ₁ (mm)	D ₂ (mm)	ℓ (mm)	L (mm)			
9/16(D20)		20	19	13	150	130	1	*1

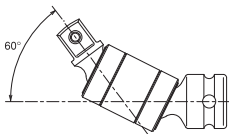
*1 C-Ring=1301C, Pin/O-Ring=1301A/B → P238-239

14145A.150 (inch)		D ₁ (mm)	D ₂ (mm)	ℓ (mm)	L (mm)			
9/16(D20)		20	25	13	150	200	1	*1

*1 C-Ring=1401C, Pin/O-Ring=1401A/B → P238-239
For Land Rover Prop Shaft

		D ₁ (mm)	D ₂ (mm)	L (mm)			
13772-P		22	19	75	120	5	*1
14772-P		27	25	90	230	1	*2

*1 C-Ring=1301C, Pin/O-Ring=1301A/B → P238-239
*2 C-Ring=1401C, Pin/O-Ring=1401A/B

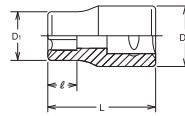


14305M (mm)		D ₁ (mm)	D ₂ (mm)	ℓ (mm)	H (mm)	L (mm)			
30		42	30	30	63	85	457	10	*2
32		44.5	30	32	63	85	542	10	*2
36		49.5	30	36	61	85	635	2	*2

*1 C-Ring=1402C, Pin/O-Ring=1402A/B → P238-239



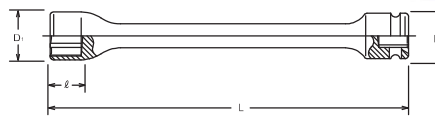
4425-N TORX® Sockets
For Nut/Low Profile Head Bolt



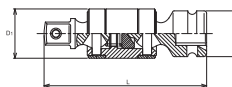
RS4425/6-N Socket Set on Rail
Juego de Vasos en Regleta



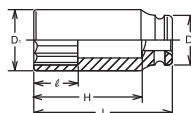
13145A-150 Extra Long Sockets
Vasos Extra-Largos



13772-P Universal Double Joint
Articulación Universal



14305M 12-point Deep Sockets
Vasos Bihexagonales Largos



HAND MANUALES
Z-SERIES
TITANIUM DE TITANIO
ACCESSORIES ACCESORIOS
SCREWDRIVERS DESTORNILLADORES
IMPACT DE IMPACTO
SLEEVE-DRIVE
INDUSTRIAL INDUSTRIALES
PROTECTOR PROTECTORES
AUTOMOTIVE
CONSTRUCTION CONSTRUCCION
RENEWAL KITS JUEGOS DE PIEZAS REPUESTO

HAND
MANUALES

Z-SERIES

TITANIUM
DE TITANIO

ACCESSORIES
ACCESORIOS

SCREWDRIVERS
DESTORNILLADORES

IMPACT
DE IMPACTO

SLEEVE-DRIVE

INDUSTRIAL
INDUSTRIALES

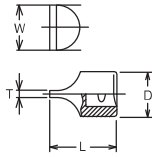
PROTECTOR
PROTECTORES





AUTOMOTIVE

RENEWAL KITS
JUEGOS DE PIEZAS REPUESTO
CONSTRUCCIÓN
CONSTRUCCIÓN

4101 • 6101

 Sockets for Slotted Heads
Vasos para Cabeza Ranurada

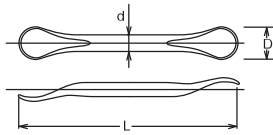




4101		T×W (mm)	D (mm)	L (mm)		
1		2.7×18.6	22	40	59	10
2		3.7×24	24	40	79	10
3		3.7×30	30	40	128	10

6101		T×W (mm)	D (mm)	L (mm)		
6101		6.4×33.5	35	50	205	10

155

Tyre Lever
Llave de Neumáticos

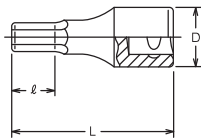






155	D (mm)	d (mm)	L (mm)		
155	22	10	170	100	10

For Motor Cycles

4012M-43

 Inhex Sockets
Vasos Inhex



4012M.43 (mm)		D (mm)	ℓ (mm)	L (mm)		
20		26	11.5	43	130	10
21		26	11.5	43	140	10
22		26	11.5	43	145	10
24		28	11.5	43	170	10
27		32	11.5	43	226	10

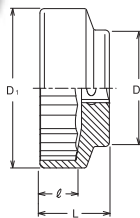






4400M-DU





 Rear Wheel Nut Socket

4405M-DU





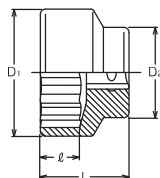
4400M		D ₁ (mm)	D ₂ (mm)	ℓ (mm)	L (mm)		
41DU		53	45	15	28	240	5
46DU		59	48	15	28	280	5




4405M		D ₁ (mm)	D ₂ (mm)	ℓ (mm)	L (mm)		
New 36DU		47.3	41	15	28	200	5
55DU		71	52	16	31	410	5



6405A-MV

 Rear Wheel Nut Socket



6405A		D ₁ (mm)	D ₂ (mm)	ℓ (mm)	L (mm)		
2.3/16MV		74.6	53	23	52	790	2



For: MV AGUSTA

Rear Wheel Nut

HAND
MANUALES

Z-SERIES

TITANIUM
DE TITANIO

ACCESSORIES
ACCESORIOS

SCREWDRIVERS
DESTORNILLADORES

IMPACT
DE IMPACTO

SLEEVE-DRIVE
INDUSTRIAL

PROTECTOR
PROTECTORES

AUTOMOTIVE

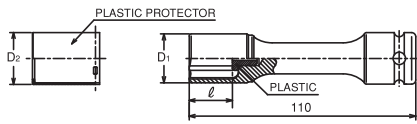
CONSTRUCTION
CONSTRUCCION

RENEWAL KITS
JUEGOS DE HERRAS REPUESTO

14201M
14145PM-110

⊗ Wheel Nut Sockets Set
Juego de Vasos para Rueda ⚠

⊗ Wheel Nut Sockets
Vasos para Rueda ⚠



14201M 3 Pieces Set/ΔΔ=690g

CARDBOARD BOX:W125xH95xT34mm

Sockets

⊗ **14145PM.110** Impact Wheel Nut Sockets
17, 19, 21

14145PM.110 (mm)	□	D ₁ (mm)	D ₂ (mm)	ℓ (mm)	Shaft Color	⚖ (g)	📦 (pcs.)	⚠
17	1/2"	23.7	25.2	21	Blue	208	5	*1
19		25.7	27.2	23	Red	219	5	*1
21		27.5	29	25	Yellow	226	5	*1
22		29	30.5	26	White	238	5	*1

*1 C-Ring=1401C, Pin/O-Ring=1401A/B → P238-239



Impact Wheel Nut Sockets-Extra Thin wall
Special design for wheel nut work.
-110mm length gives socket extra reach for nuts recessed deep inside the wheel and ideal for Aluminum wheel nuts where access to nut is very tight.
-Blue (17mm), Red (19mm), Yellow (21mm) and White (22mm), **colour coded shafts** make size identification easy.
-**Plastic insert** helps prevent damaged to wheel nut.

⚠ Please note that thin walled design is only for wheel nut work and Torque rating is limited.

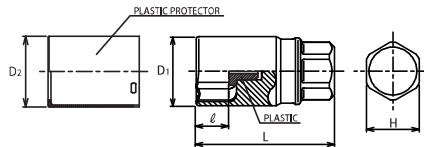
- 198-17 : Spare Plastic Protector for 14145PM.110-17 : **10 pcs.**
- 198-19 : Spare Plastic Protector for 14145PM.110-19 : **10 pcs.**
- 198-21 : Spare Plastic Protector for 14145PM.110-21 : **10 pcs.**
- 198-22 : Spare Plastic Protector for 14145PM.110-22 : **10 pcs.**



A detachable plastic protector is fitted to the socket to prevent damage to the wheel when working in tight areas.
The socket size and Ko-ken mark printed on the shaft makes it easier to see if the socket is still rotating or stopped.

280PM

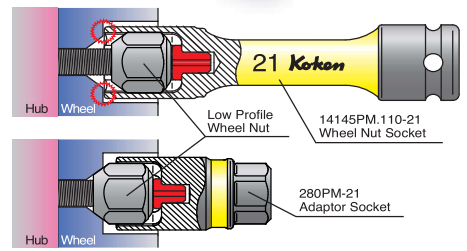
⊗ Adaptor Socket for Low Profile Wheel Nut
Vaso Adaptador para tuercas de Llantas de perfil bajo ⚠



280PM (mm)	D ₁ (mm)	D ₂ (mm)	ℓ (mm)	L (mm)	H (mm)	Shaft Color	⚖ (g)	📦 (pcs.)
New 19	25.7	27.2	13	52	19	Red	150	5
New 21	27.5	29	13	55	21	Yellow	180	5

Designed for Low Profile Wheel nut socket.
Detachable plastic protector is fitted to the adaptor to prevent damage to painted or surface treatment area on the wheel.
The Plastic insert locate inside of the adaptor helps prevent damage to wheel nut.
Colour coded band make size identification easy.

Diseñado para Vasos de Tuercas de Llantas de perfil bajo
Protector plástico desmontable es ajustado al adaptador para proteger la superficie pintada o con recubrimiento superficial de la llanta
El inserto plástico localizado dentro del adaptador, protege la tuerca de la llanta
La banda coloreada consigue una fácil identificación de la medida



HAND
MANUALES

Z-SERIES

TITANIUM
DE TITANIO

ACCESSORIES
ACCESORIOS

SCREWDRIVERS
DESTORNILLADORES

IMPACT
DE IMPACTO

SLEEVE-DRIVE

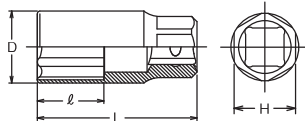
INDUSTRIAL
INDUSTRIALES

PROTECTOR
PROTECTORES

AUTOMOTIVE

RENEWAL KITS
JUEGOS DE PIEZAS REPUESTO
CONSTRUCCIÓN
CONSTRUCCIÓN

4300M (L60) Wheel Nut Sockets (Long) Vasos para Ruedas (Largos)



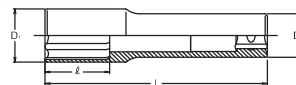
4300M(L60) (mm)		D (mm)	ℓ (mm)	L (mm)	H (mm)	 (g)	 (pcs.)
17		23.6	25	60	21	98	10
19		25.1	25	60	21	100	10
21		27.1	25	60	21	102	10



Wheel Nut Sockets

Please note that thin walled design is only for wheel nut work and Torque rating is limited.

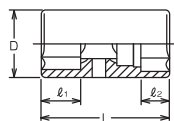
4300M (L110) Wheel Nut Sockets (Long) Vasos para Ruedas (Largos)



4300M(L110) (mm)		D ₁ (mm)	D ₂ (mm)	ℓ (mm)	L (mm)	 (g)	 (pcs.)
17		23	22	32	110	155	5
19		25.8	22	32	110	170	5
21		26.8	22	32	110	165	5

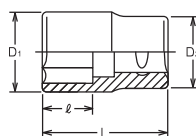
Please note that thin walled design is only for wheel nut work and Torque rating is limited.

14118M Wheel Nut Sockets, Double Ended Vasos para Rueda, Dos Bocas



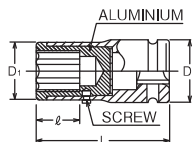
14118M (mm)		D (mm)	ℓ ₁ (mm)	ℓ ₂ (mm)	L (mm)	 (g)	 (pcs.)
17×19		28	15.5	13	48	150	10
19×21		31	17.5	13	57	177	10
19×22		31	17.5	15	57	187	10

AL4400M Aluminium Sockets for Wheel Nuts Vasos de Aluminio para Tuercas de Rueda



AL4400M (mm)		D ₁ (mm)	D ₂ (mm)	ℓ (mm)	L (mm)	 (g)	 (pcs.)
17		29.5	27	21	43	52	10
19		31	29	24	45	58	10

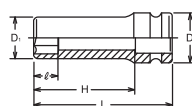
AR14300 Impact Sockets with Exchangeable Aluminium Inlets Vasos de Impacto con Partes Interimas de Aluminio Recambiables



AR14300 (mm)		D ₁ (mm)	D ₂ (mm)	ℓ (mm)	L (mm)	 (g)	 (pcs.)	
17		28	30	21	65	220	10	*1
19		30	30	24	65	223	10	*1
21		33	30	25	65	237	10	*1

*1 C-Ring=1402C, Pin/O-Ring=1402A/B → P238-239

AN14300 Impact Sockets, Aluminium Alloyed, for Aluminium Wheel Nuts Vasos de Impacto, de Aleación de Aluminio, para tuercas de rueda de aluminio



AN14300 (mm)		D ₁ (mm)	D ₂ (mm)	ℓ (mm)	H (mm)	L (mm)	 (g)	 (pcs.)	
17		25.7	30	17	62	80	85	10	*1
19		28.2	30	19	61	80	89	10	*1
21		30.7	30	21	61	80	93	10	*1

*1 C-Ring=1402C, Pin/O-Ring=1402A/B → P238-239

14113J (mm)		D ₁ (mm)	D ₂ (mm)	ℓ (mm)	L (mm)	(g)	(pcs.)	
17	1/2"	25.7	30	14	80	251	10	*1
19		28.2	30	16	80	286	10	*1
21		30.7	30	20	80	309	10	*1

*1 C-Ring=1402C, Pin/O-Ring=1402A/B → P238-239

14113M (mm)		D ₁ (mm)	D ₂ (mm)	ℓ (mm)	L (mm)	(g)	(pcs.)	
17	1/2"	25.7	30	34	80	230	10	*1
19		28.2	30	38	80	262	10	*1
21		30.7	30	42	80	285	10	*1

*1 C-Ring=1402C, Pin/O-Ring=1402A/B → P238-239

14124 (mm)		D ₁ (mm)	D ₂ (mm)	ℓ ₁ (mm)	ℓ ₂ (mm)	L (mm)	(g)	(pcs.)
21x24.5	1/2"	28	29.5	24	25	65	157	10
26x27.5		31.5	35	24.5	24.5	65	197	10

14124/3		3 Pieces Set/ =580g	
CARDBOARD BOX:W125xH91xT43mm			
Sockets		Accessory	
	14124 21x24.5 26x27.5		14760-75B



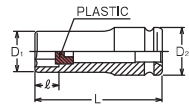
14124 (mm)		D ₁ (mm)	D ₂ (mm)	ℓ (mm)	L (mm)	(g)	(pcs.)	
17	1/2"	20.5	25	15	50	83	10	*1
18		21	25	15	50	83	10	*1
18.5		23	25	15	50	95	10	*1
19		25	30	20.5	50	140	10	*2
21		28	30	20.5	50	153	10	*2
24.5		29.5	30	23	50	138	10	*2
26		31.5	30	23	50	147	10	*2
27.5		35	30	23	50	181	10	*2

*1 C-Ring=1401C, Pin/O-Ring=1401A/B

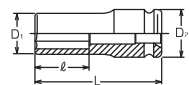
*2 C-Ring=1402C, Pin/O-Ring=1402A/B → P238-239

RS14124/7	7 Pieces Set/Rail 250mm	(g)
18, 18.5, 19, 21, 24.5, 26, 27.5		980

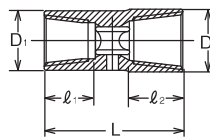
14113J Impact Sockets with Plastic Stops for Hub Cap Screws Vasos de Impacto con Topes de Plástico para Tornillos de Tapacubos



14113M For Hub Cap Screws Para Tornillos de Tapacubos



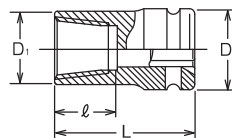
14124 Lock Nut Busters (Double Ended) Tronzador de Tuercas (Dos Bocas)



14124/3 Lock Nut Busters (Double Ended) in set Juego Tronzador de Tuercas (Dos Bocas)



14124 Lock Nut Busters Tronzador de Tuercas



RS14124/7 Socket Set on Rail Juego de Vasos en Regleta



HAND MANUALES
Z-SERIES
TITANIUM DE TITANIO
ACCESSORIES ACCESORIOS
SCREWDRIVERS DESTORNILLADORES
IMPACT DE IMPACTO
SLEEVE-DRIVE
INDUSTRIAL INDUSTRIALES
PROTECTOR PROTECTORES
AUTOMOTIVE
CONSTRUCTION CONSTRUCCION
RENEWAL KITS JUEGOS DE PIEZAS REEMPLAZO

HAND
MANUALES

Z-SERIES

TITANIUM
DE TITANIO

SCREWDRIVERS
DESTORNILLADORES

IMPACT
DE IMPACTO

SLEEVE-DRIVE

INDUSTRIAL
INDUSTRIALES

PROTECTOR
PROTECTORES

AUTOMOTIVE

RENEWAL KITS
JUEGOS DE PIEZAS REPUESTO

KP14101

Torsion Bars (for tightening only)
Barras de Torsión (Solamente para apriete)

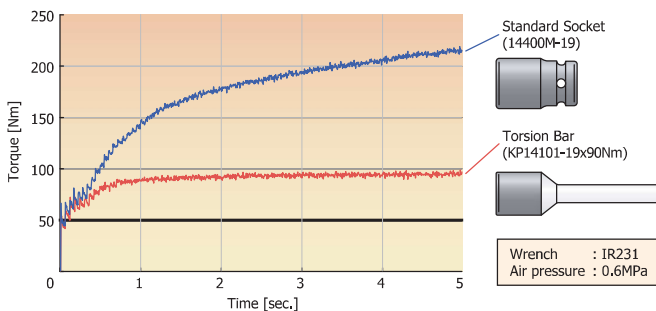


KP14101 (mmxNm)	D (mm)	l (mm)	L (mm)	Shaft Color	(g)	(pcs.)	
17x110Nm	24	21	204	Blue	230	10	*1
19x 90Nm	26	24	259	White	250	10	*1
19x110Nm	26	24	213	Red	240	10	*1
21x100Nm	28	27	215	Green	255	10	*1
21x110Nm	28	27	216	Yellow	250	10	*1
21x130Nm	28	27	207	Orange	305	10	*1

*1 C-Ring=1401C, Pin/O-Ring=1401A/B → P238-239

How to use Torsion Bar:

1. Use with a 1/2" Sq. Dr. Pneumatic impact wrench.
2. Set air pressure 0.6MPa, and set impact wrench dial Medium range.
3. Chose a suitable Torsion bar according to wheel nut size and indicated tightening torque.
4. Attach the torsion bar to impact wrench and apply load.
5. Check the actual tightening torque value with torque wrench.
6. Adjust air pressure or torque value according to the results of check 5.
7. Tight other wheel nut in diagonal order.



Torsion Bars

- Designed for tightening wheel nuts with an impact wrench.
- Prevent the excessive torque road.
- Color coded shafts make size identification easy.

KP14101/6S

Display Stand
Expositor



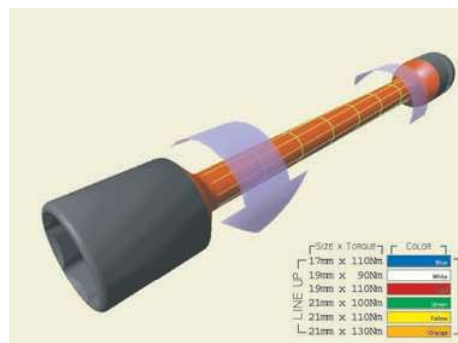
KP14101/6S

6 Pieces Set/Σ=2,230g

DISPLAY STAND

Torsion Bars

KP14101 Impact Torsion Bars (Thin walled)
17x110Nm, 19x90Nm, 19x110Nm, 21x100Nm,
21x110Nm, 21x130Nm



KP14101/6H

Metal-Wall-Hanger for Workshops
Colgador de Pared Metálico para Talleres



KP14101/6H

6 Pieces Set/Σ=2,230g

HANGER

Torsion Bars

KP14101 Impact Torsion Bars (Thin walled)
17x110Nm, 19x90Nm, 19x110Nm, 21x100Nm,
21x110Nm, 21x130Nm

HAND
MANUALES

Z-SERIES

TITANIUM
DE TITANIO

ACCESSORIES
ACCESORIOS

SCREWDRIVERS
DESTORNILLADORES

IMPACT
DE IMPACTO

SLEEVE-DRIVE

INDUSTRIAL
INDUSTRIALES

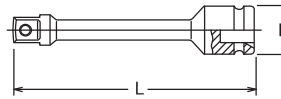
PROTECTOR
PROTECTORES



AUTOMOTIVE

CONSTRUCTION
CONSTRUCCION

RENEWAL KITS
JUEGOS DE PIEZAS REPUESTO

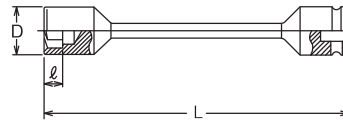
14112  Torsion Extension Bars (for tightening only)
Alargaderas de Torsión (solamente para apriete) 





14112		D (mm)	L (mm)	(g)	(pce.)	
90NmP	1/2"	25	208	206	1	*1
95NmP		25	202	200	1	*1
100NmP		25	196	198	1	*1
110NmP		25	213	220	1	*1
120NmP		25	201	219	1	*1
140NmP		25	205	230	1	*1
170NmP		25	195	257	1	*1

*1 C-Ring=1401C, Pin/O-Ring=1401A/B  P238-239

14101M  Torsion Bars (for tightening only)
Barras de Torsión (solamente para apriete) 





14101M (mmxNm)		D (mm)	l (mm)	L (mm)	(g)	(pce.)	
14x 95Nm	1/2"	22	11	208	230	1	*1
15x110Nm		23.2	11	201	230	1	*1
17x 60Nm		25.7	12	216	227	1	*1
17x 75Nm		25.7	12	228	240	1	*1
17x 95Nm		25.7	12	214	256	1	*1
17x110Nm		25.7	12	204	285	1	*1
17x120Nm		25.7	12	200	284	1	*1
19x 60Nm		28.2	13	219	237	1	*1
19x 90Nm		28.2	13	259	275	1	*1
19x110Nm		28.2	13	214	278	1	*1
19x120Nm		28.2	13	203	297	1	*1
19x135Nm		28.2	13	206	339	1	*1
19x170Nm		28.2	13	190	332	1	*1
21x100Nm		30.7	14	214	288	1	*1
21x120Nm		30.7	14	203	288	1	*1
22x160Nm		32	15	209	385	1	*1



*1 C-Ring=1401C, Pin/O-Ring=1401A/B  P238-239

16101M · 18101M  Torsion Bars (for tightening only)
Barras de Torsión (solamente para apriete) 




16101M (mmxNm)		D (mm)	l (mm)	L (mm)	(g)	(pce.)	
24x180Nm	3/4"	38.8	24	235	850	1	*1
27x450Nm		42.5	27	280	1236	1	*1
32x600Nm		48.8	32	280	1370	1	*1
33x600Nm		50	33	280	1370	1	*1

*1 C-Ring=1600C, Pin/O-Ring=1601A/B  P238-239

18101M (mmxNm)		D (mm)	l (mm)	L (mm)	(g)	(pce.)	
24x350Nm	1"	43.5	24	300	1380	1	*1
27x350Nm		47	27	300	1401	1	*1
27x450Nm		47	27	300	1579	1	*1
30x500Nm		51	30	300	1563	1	*1
32x450Nm		53.5	32	300	1600	1	*1
32x550Nm		53.5	32	300	1602	1	*1
32x600Nm		53.5	32	300	1602	1	*1
32x700Nm		51.5	32	300	1630	1	*1
33x550Nm		55	33	300	1638	1	*1
33x600Nm		55	33	300	1638	1	*1
36x600Nm		58.5	36	300	1718	1	*1

*1 C-Ring=1801C, Pin/O-Ring=1801A/B  P238-239

 As the torque could vary with the type and the condition of the impact wrench, we strongly recommend the control with a torque wrench.

Como el par puede variar según el estado de la llave de impacto, se recomienda utilizar una llave dinamométrica.

HAND
MANUALES

Z-SERIES

TITANIUM
DE TITANIO

ACCESSORIES
ACCESORIOS

SCREWDRIVERS
DESTORNILLADORES

IMPACT
DE IMPACTO

SLEEVE-DRIVE

INDUSTRIAL
INDUSTRIALES

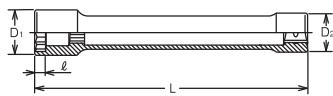
PROTECTOR
PROTECTORES

AUTOMOTIVE

RENEWAL KITS
JUEGOS DE PIEZAS REPUESTO
CONSTRUCCIÓN

6102M-400 8102M-400

Extra long Sockets for Wheel Nuts
Vasos de para Rueda Extra-largos



6102M.400 (mm)		D ₁ (mm)	D ₂ (mm)	ℓ (mm)	L (mm)		
41Wx21W	3/4"	58	40	14	400	1880	1
32		48.5	40	32	400	1480	1
33		49.8	40	32	400	1500	1

8102M.400 (mm)		D ₁ (mm)	D ₂ (mm)	ℓ (mm)	L (mm)		
41Wx21W	1"	58	49.9	14	400	2610	1
32		48.5	49.9	32	400	2210	1
33		49.8	49.9	32	400	2220	1

6102M/8102M are for hand use only. Do not use with a power or impact wrench.




Extra long Socket for wheel nut



Combination type.
41Wx21W

16102M-270 · -400 18102M-270 · -400

Extra long Sockets for Wheel Nuts
Vasos de Impact para Rueda Extra-largos



16102M.270 (mm)		D ₁ (mm)	D ₂ (mm)	ℓ (mm)	L (mm)			
24	3/4"	38.8	44	24	270	1034	1	*1
27		42.5	44	27	270	1088	1	*1
30		46.3	44	30	270	1144	1	*1
32		48.8	44	32	270	1157	1	*1
33		50	44	32	270	1200	1	*1
36		53.8	44	32	270	1250	1	*1

*1 C-Ring=1600C, Pin/O-Ring=1601A/B → P238-239

16102M.400 (mm)		D ₁ (mm)	D ₂ (mm)	ℓ (mm)	L (mm)			
24	3/4"	38.8	44	24	400	1430	1	*1
27		42.5	44	27	400	1460	1	*1
30		46.3	44	30	400	1510	1	*1
32		48.8	44	32	400	1530	1	*1
33		50	44	32	400	1530	1	*1
36		53.8	44	32	400	2180	1	*1

*1 C-Ring=1600C, Pin/O-Ring=1601A/B → P238-239

18102M.270 (mm)		D ₁ (mm)	D ₂ (mm)	ℓ (mm)	L (mm)			
23	1"	37.3	54	23	270	1627	1	*1
24		38.5	54	24	270	1628	1	*1
26		41	54	26	270	1667	1	*1
27		42.3	54	27	270	1680	1	*1
29		44.8	54	29	270	1680	1	*1
30		46	54	30	270	1680	1	*1
32		48.5	54	32	270	1680	1	*1
33		49.8	54	32	270	1700	1	*1
34		51	54	32	270	1750	1	*1
36		53.5	54	32	270	1750	1	*1
38		56	54	32	270	1822	1	*1

*1 C-Ring=1801C, Pin/O-Ring=1801A/B → P238-239

18102M.400 (mm)		D ₁ (mm)	D ₂ (mm)	ℓ (mm)	L (mm)			
23	1"	37.3	54	23	400	1865	1	*1
24		38.5	54	24	400	1869	1	*1
26		41	54	26	400	1925	1	*1
27		42.3	54	27	400	2272	1	*1
29		44.8	54	29	400	2278	1	*1
30		46	54	30	400	2266	1	*1
32		48.5	54	32	400	2322	1	*1
33		49.8	54	32	400	2320	1	*1
34		51	54	32	400	2341	1	*1
36		53.5	54	32	400	2442	1	*1
38		56	54	32	400	2550	1	*1

*1 C-Ring=1801C, Pin/O-Ring=1801A/B → P238-239

PW6 (mm×mm)		D ₁ (mm)	D ₂ (mm)	ℓ (mm)	L (mm)	(g)	(pcs.)	
32×17	3/4"	47	44	12	75	633	2	*1
35×17		50	44	13	75	673	2	*1
38×20		55	44	14	75	708	2	*1
41×19		58	44	14	80	840	2	*1
41×20		58	44	14	80	840	2	*1
41×21	58	44	14	80	831	2	*1	

*1 C-Ring=1600C, Pin/O-Ring=1601A/B → P238-239

PW8 (mm×mm)		D ₁ (mm)	D ₂ (mm)	ℓ (mm)	L (mm)	(g)	(pcs.)	
35×17	1"	50	54	13	83	935	2	*1
38×20		55	54	14	83	1038	2	*1
41×19		58	54	14	87	1100	2	*1
41×20		58	54	14	87	1096	2	*1
41×21		58	54	14	87	1089	2	*1

*1 C-Ring=1801C, Pin/O-Ring=1801A/B → P238-239

SIZE	VEHICLE	SIZE	VEHICLE
32 × 17	TOYOTA (~2t)	41 × 19	MAZDA (3~4t)
35 × 17	NISSAN (~3t) MITSUBISHI (~1t) MAZDA (~2t) ISUZU (~3.5t)	41 × 20	TOYOTA (2t~) DAIHATSU (2~3.5t) HINO (2~3.5t)
38 × 20	MITSUBISHI (2~3.5t)	41 × 21	NISSAN (4t~) MITSUBISHI (2t~) ISUZU (4t~) HINO (4t~)

PW8P/4 4 Pieces Set/△△=4,250g
CARDBOARD BOX:W240×H95×T70mm
 Sockets
PW8P Impact Rear Wheel Nut Sockets
 35×17, 38×20, 41×19, 41×21

PW8P (mm×mm)		D ₁ (mm)	D ₂ (mm)	ℓ (mm)	L (mm)	(g)	Shaft Color	(pcs.)	
35×17	1"	50	54	13	83	935	White	5	*1
38×20		55	54	14	83	1038	Red	5	*1
41×19		58	54	14	87	1100	Green	5	*1
41×21		58	54	14	87	1089	Yellow	5	*1

*1 C-Ring=1801C, Pin/O-Ring=1801A/B → P238-239

PW8L (mm×mm)		D ₁ (mm)	D ₂ (mm)	ℓ (mm)	L (mm)	(g)	(pcs.)	
41×21	1"	58	54	15	105	1263	1	*1

*1 C-Ring=1801C, Pin/O-Ring=1801A/B → P238-239

PW6 (mm)		D ₁ (mm)	D ₂ (mm)	ℓ (mm)	L (mm)	(g)	(pcs.)	
17	3/4"	40	44	19	53	433	5	*1
19		40	44	19	53	419	5	*1
20		44	44	21	55	483	5	*1
21		44	44	23	57	491	5	*1

*1 C-Ring=1600C, Pin/O-Ring=1601A/B → P238-239

PW8 (mm)		D ₁ (mm)	D ₂ (mm)	ℓ (mm)	L (mm)	(g)	(pcs.)	
17	1"	40	54	19	60	621	2	*1
19		43	54	19	60	648	2	*1
20		45	54	21	62	687	2	*1
21		45	54	23	64	696	2	*1

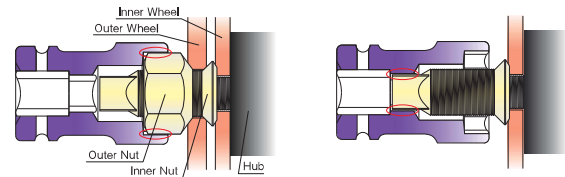
*1 C-Ring=1801C, Pin/O-Ring=1801A/B → P238-239

PW6 · PW8 Rear Wheel Nut Sockets
 Vasos de Tuerca de Rueda Interna



Tightening / Loosening Outer Nut

Tightening / Loosening Inner Nut



PW8P/4 Socket set of Rear Wheel Nut Sockets
 Juego de Vasos de Tuerca de Rueda Interna

PW8P Rear Wheel Nut Sockets
 Vasos de Tuerca de Rueda Interna



PW8L Rear Wheel Nut Socket (long)
 Vasos de Tuerca de Rueda Interna (largos)



PW6 · PW8 Rear Wheel Nut Sockets
 Vasos de Tuerca de Rueda Interna



HAND MANUALES
 Z-SERIES
 TITANIUM DE TITANIO
 ACCESSORIES ACCESORIOS
 DESTORNILLADORES
 SCREWDRIVERS
 DE IMPACTO
 SLEEVE-DRIVE
 INDUSTRIAL INDUSTRIALES
 PROTECTOR PROTECTORES
 AUTOMOTIVE
 CONSTRUCTION CONSTRUCCION
 RENEVAL KITS JUEGOS DE PIEZAS REEMPLAZO

HAND
MANUALES

Z-SERIES

TITANIUM
DE TITANIO

ACCESSORIES
ACCESORIOS

SCREWDRIVERS
DESTORNILLADORES

IMPACT
DE IMPACTO

SLEEVE-DRIVE
INDUSTRIAL

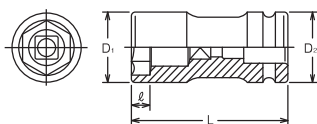
INDUSTRIAL
INDUSTRIALES

PROTECTOR
PROTECTORES

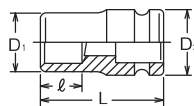
AUTOMOTIVE

RENEWAL KITS
JUEGOS DE PIEZAS REPUESTO
CONSTRUCCIÓN
CONSTRUCCIÓN

16316M • 16316A  Rear Wheel Nut Sockets
18316M • 18316A  Vasos de Tuerca de Rueda Interna



16317M • 16317A  Rear Wheel Nut Sockets
18317M • 18317A  Vasos de Tuerca de Rueda Interna



16316M (mmxmm)		D ₁ (mm)	D ₂ (mm)	ℓ (mm)	L (mm)	(g)	(pce.)	
35x17		52	44	10	90	865	1	*1
38x20	3/4"	56	44	13	100	952	1	*1
41x19		59	44	12	100	1037	1	*1
41x21		59	44	15	100	963	1	*1

*1 C-Ring=1600C, Pin/O-Ring=1601A/B → P238-239

16316A (inchxinch)		D ₁ (mm)	D ₂ (mm)	ℓ (mm)	L (mm)	(g)	(pce.)	
1.12x13/16	3/4"	56	44	13	100	940	1	*1

*1 C-Ring=1600C, Pin/O-Ring=1601A/B → P238-239

18316M (mmxmm)		D ₁ (mm)	D ₂ (mm)	ℓ (mm)	L (mm)	(g)	(pce.)	
35x17		52	54	10	108	1153	1	*1
38x20	1"	56	54	13	108	1133	1	*1
41x19		59	54	12	108	1200	1	*1
41x21		59	54	15	108	1155	1	*1

*1 C-Ring=1801C, Pin/O-Ring=1801A/B → P238-239

18316A (inchxinch)		D ₁ (mm)	D ₂ (mm)	ℓ (mm)	L (mm)	(g)	(pce.)	
1.12x13/16	1"	59	54	13	108	1120	1	*1

*1 C-Ring=1801C, Pin/O-Ring=1801A/B → P238-239

16317M (mm)		D ₁ (mm)	D ₂ (mm)	ℓ (mm)	L (mm)	(g)	(pce.)	
17		40	44	22.5	67	485	1	*1
19	3/4"	40	44	22.5	67	462	1	*1
20		44	44	22.5	67	517	1	*1
21		44	44	22.5	67	489	1	*1
22		44	44	22.5	67	482	1	*1

*1 C-Ring=1600C, Pin/O-Ring=1601A/B → P238-239

16317A (inch)		D ₁ (mm)	D ₂ (mm)	ℓ (mm)	L (mm)	(g)	(pce.)	
13/16	3/4"	44	44	22.5	67	489	1	*1

*1 C-Ring=1600C, Pin/O-Ring=1601A/B → P238-239

18317M (mm)		D ₁ (mm)	D ₂ (mm)	ℓ (mm)	L (mm)	(g)	(pce.)	
17		40	54	22.5	72	682	1	*1
17.5	1"	40	54	22.5	72	677	1	*1
19		43	54	22.5	72	705	1	*1
20		45	54	22.5	72	723	1	*1
20.5		45	54	22.5	72	723	1	*1
21		45	54	22.5	72	703	1	*1
22		45	54	22.5	72	696	1	*1

*1 C-Ring=1801C, Pin/O-Ring=1801A/B → P238-239

18317A (inch)		D ₁ (mm)	D ₂ (mm)	ℓ (mm)	L (mm)	(g)	(pce.)	
13/16	1"	45	54	22.5	72	703	1	*1

*1 C-Ring=1801C, Pin/O-Ring=1801A/B → P238-239